

# A CHRISTMAS CANOPY OF ANGELS

Quartz invites you to mark a moment by folding an Angel.



You are invited to fold an angel to remember a moment from the crazy few years we are living in.

You could also remember a person, a hope, or choose to write a prayer. All these personal moments will then be suspended to create a piece of community art in the run up to Christmas

Or if you prefer, simply use the act of folding or cutting out an angel to think through what we have experienced and what you hope for the future.

All the colours of the rainbow are welcome! Starting with red



Fold square of paper in half, corner to corner twice



Bring sides together, making valleys



Fold the valleys in and make triangle



Flatten and crease folds




Take a corner and fold it down



Repeat



Fold up





Repeat




Tuck both into little "pocket"



Fold corner of triangle up and across. Turn over and do the same on the other side. Lay flat



Turn over. Fold core in half down the middle



Open up and tuck the edge marked in blue along the middle fold, making wings



Stars of hope

Open out the broad base to make your angel stand up. Make a paperclip hook to make it fly!

Get it to St Johns and we will hang it for you. Together we can make a wonderful rainbow. This installation is hosted by St Johns and will build up in the run up to Christmas day, and stay up into January for the whole Christmas season. Visit to see the finished canopy!

Follow online at

[www.wordsmithcrafts.co.uk/Quartz](http://www.wordsmithcrafts.co.uk/Quartz)

